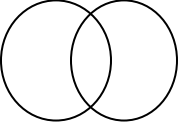
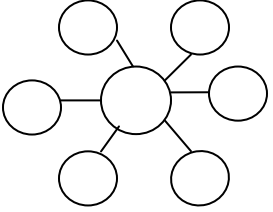
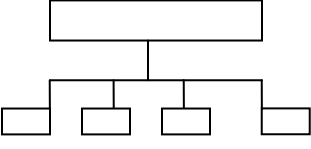


Reading Response Log Description

Students are to read EVERY night for 30 minutes. You can read anything you would like, as long as it is appropriate. After you read, in your journal you are to follow the directions listed below. You are to do whatever it says on the chart below for each night. Please do your best on these, as we will be discussing what you are reading in class, and they may count for a participation grade!! Happy Reading!!

MONDAY	Write down five words from your reading that you did not understand or words that you don't use too much.
TUESDAY	<p>Create a graphic organizer about a topic or character that you are reading about.</p> <p>Some examples would be the following: bubble map, double bubble map, Venn Diagram, chart, etc.</p> <div style="display: flex; justify-content: space-around; align-items: center;">    </div>
WEDNESDAY	<p>Make a list of three questions that you have after doing your nightly reading log.</p> <ol style="list-style-type: none"> 1. 2. 3.
THURSDAY	<p>1. Draw a mini-illustration from the book or magazine that you are reading.</p> <p>2. Write a sentence explaining your illustration.</p>
FRIDAY	<p>Write a small paragraph as to how what you are/were reading could have been more interesting. (Remember a paragraph is AT LEAST 6 sentences or more)</p>